



If you have any of the following signs or symptoms, contact your healthcare professional

- New or increasing size of wound
- New or spreading redness or swelling of the skin around the wound edge
- New or increasing pain
- New or increase of smell after cleansing of wound
- More wound leakage than usual

Precautions/Warnings

- Each dressing should not be left in place for more than 7 days
- If you find the dressing difficult to remove, soak the dressing with sterile saline or clean water
- Do not use if individual dressing package is open or damaged
- Store at room temperature and in a dry place

For additional guidance on indications and precautions please refer to the instructions for use leaflet in the box.

Please refer to the below code table to ensure you receive the correct dressing

Dressing Size	Pack Size	Product Code
AQUACEL™ Ag+ Extra™ Dressings		
5cm x 5cm	10	413566
10cm x 10cm	10	413567
15cm x 15cm	5	413568
20cm x 30cm	5	413569
4cm x 10cm	10	413581
4cm x 20cm	10	413598
4cm x 30cm	10	413599
AQUACEL™ Ag+ Ribbon Dressings		
1cm x 45cm	5	413570
2cm x 45cm	5	413571


Here to help

This brochure has been designed to help you understand how to apply and remove your dressing safely and correctly. Should you need additional advice, our ConvaTec Wound Helpline is open Monday to Friday 9am-5pm. Our clinical team is happy to help.

If you have any questions about your AQUACEL™ Ag+ dressing please call:

0800 289 738 (UK) or 1800 946 938 (ROI)

www.convatec.com



Changing your AQUACEL™ Ag+ dressing at home

Why do I need to change my dressing?

A dressing is designed to cover and protect an area to keep a wound clean. The dressing acts as a barrier to reduce the amount of bugs able to get into the wound that could lead to an infection.

When do I need to change my dressing?

Your dressing should be changed as per your healthcare professional's advice or if it starts to leak.

This guide will illustrate how to safely apply AQUACEL™ Ag+ dressing to your wound



It is important that there is a dressing on the wound at all times to reduce the risk of infection



What is AQUACEL™ Ag+ dressing?

AQUACEL™ Ag+ is a silver wound contact layer dressing (in direct contact with the wound) which will kill harmful bacteria that may be present in your wound. The dressing will form a soft gel, this is normal, and will help to absorb wound leakage as well as keep your wound clean and support the healing process.



Before changing your dressing

1. Hand hygiene



Wash hands with soap and water and dry thoroughly with a clean towel

2. Gather all needed equipment as required



Clean disposable gloves



Mirror to view wound, if necessary



Adhesive remover, if necessary



Disposable plastic bag for used dressings



Wound cleanser or clean tap water



Dressing



Moisturisers, if necessary



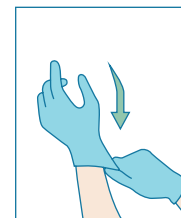
Tape and clean scissors

3. Removal and disposal of previous dressing



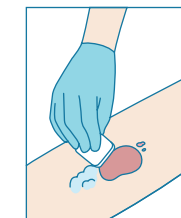
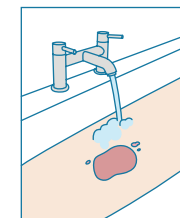
With clean, gloved hands remove dressing and dispose in a plastic bag

Application



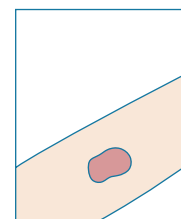
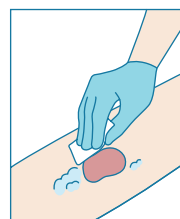
1 Wash hands

Wash hands with soap and water and dry thoroughly with a clean towel. Then apply clean gloves.



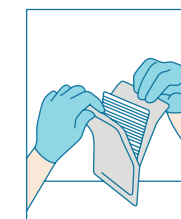
2 Cleanse wound

Cleanse your wound with clean water or specific wound cleansing product if advised by your healthcare professional.



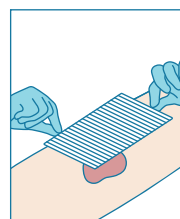
3 Dry the skin

Ensure the skin around the wound edge is clean and dry.



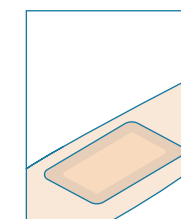
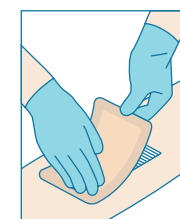
4 Open dressing

Repeat step 1. Carefully open AQUACEL™ Ag+ dressing packaging trying to minimise touching the dressing as much as possible.



5 Apply dressing

Apply AQUACEL™ Ag+ dressing directly to the wound. Ensure the dressing overlaps the wound edges by at least 1cm, cut if needed.



6 Secure dressing

Apply a cover dressing to secure AQUACEL™ Ag+ dressing in place per healthcare professional guidance.